

### You and Your Congregation

#### 1. How often do you go to worship services at this congregation?

- 3% This is my first time
- 2% Hardly ever or special occasions only
- 2% Less than once a month
- 3% Once a month
- 27% Two or three times a month
- 59% Usually every week
- 4% More than once a week

#### 2. How long have you been going to worship services or activities at this congregation?

- 9% Less than 1 year
- 13% 1-2 years
- 21% 3-5 years
- 24% 6-10 years
- 28% 11-20 years
- 3% More than 20 years
- <1% I am visiting from another congregation
- 1% I am visiting and do not regularly go anywhere else

#### 3. Are you currently a member of this congregation?

- 75% Yes
- 3% No, but I'm in the process of becoming a member
- 15% No, but I regularly participate here
- 7% No

#### 4. Are you regularly involved in any group activities here? (Mark all that apply.)

- 17% Yes, in Sunday school, church school, or Sabbath school
- 29% Yes, in prayer, discussion, or Bible study groups
- 38% Yes, in fellowships, clubs, or other social groups
- 6% No, we have no group activities
- 39% No, I am not regularly involved in group activities

#### 5. Do you regularly take part in any activities of this congregation that reach out to the wider community (visitation, evangelism, outreach, community service, social justice)? (Mark all that apply.)

- 15% Yes, in evangelism or outreach activities
- 20% Yes, in community service, social justice, or advocacy activities of this congregation
- 3% No, we don't have such activities
- 68% No, I am not regularly involved

#### 6. Do you currently have any of the following roles here? (Mark all that apply.)

- 2% Member of the governing board
- 10% Member of a congregational committee or task force
- 14% Leading or assisting in worship
- 9% Officer or leader of men's, women's, youth, or other group
- 11% Choir member, musician, or choir director
- 7% Sunday school, church school, or Sabbath school teacher
- 17% Other role not listed here
- 54% None


#### 7. To what extent do the worship services or activities of this congregation help you with everyday living?

- 56% A great extent
- 35% Some extent
- 8% A small extent
- 1% Not at all

### About Your Faith

#### 8. How often do you spend time in private devotional activities (such as prayer, meditation, reading the Bible alone)?

- 42% Every day or most days
- 22% A few times a week
- 4% Once a week
- 22% Occasionally
- 7% Hardly ever
- 3% Never



**9. Over the last year, how much have you grown in your faith? (Mark only one.)**

- 8% No real growth
- 44% Some growth
- 36% Much growth, mainly through this congregation
- 4% Much growth, mainly through other groups or congregations
- 7% Much growth, mainly through my own private activities

**10. Which statement comes closest to your view of the Bible? (Mark only one.)**

- 14% The Bible is the word of God, to be taken literally word for word
- 57% The Bible is the word of God, to be interpreted in the light of its historical context and the Church's teachings
- 18% The Bible is the word of God, to be interpreted in the light of its historical and cultural context
- 5% The Bible is not the word of God, but contains God's word to us
- 1% The Bible is not the word of God, but is a valuable book
- <1% The Bible is an ancient book with little value today
- 4% Don't know

**11. Do you agree or disagree with this statement: "All the different religions are equally good ways of helping a person find ultimate truth"?**

- 11% Strongly agree
- 27% Agree
- 28% Neutral or unsure
- 22% Disagree
- 11% Strongly disagree

**12. Do you agree or disagree: "My spiritual needs are being met in this congregation or parish"?**

- 35% Strongly agree
- 50% Agree
- 13% Neutral or unsure
- 2% Disagree
- <1% Strongly disagree

**13. Which one of the following best describes your readiness to talk to others about your faith? (Mark only one.)**

- 1% I do not have faith, so the question is not applicable
- 9% I do not talk about my faith; my life and actions are sufficient
- 18% I find it hard to talk about my faith in ordinary language
- 61% I mostly feel at ease talking about my faith and do so if it comes up
- 12% I feel at ease talking about my faith and seek opportunities to do so

**14. Have you ever had a conversion experience or a moment of decisive faith commitment?**

- 46% Yes
- 25% No
- 29% Not sure


**About Your Involvement**

**15. Are you involved in any community service, social service, or advocacy groups not connected to this congregation? (Mark all that apply.)**

- 27% Yes, social service or charity groups
- 4% Yes, advocacy, justice, or lobbying groups
- 70% No, I'm not involved with such groups

**16. Would you be prepared to invite to a worship service here any of your friends and relatives who do not now attend a congregation?**

- 43% Yes, and I have done so in the past 12 months
- 44% Yes, but I have not done so in the past 12 months
- 7% No, probably not
- 1% No, definitely not
- 5% Don't know



**17. In the past 12 months, have you done any of the following? (Mark all that apply.)**

- 18% Loaned money to someone outside your family
- 21% Cared for someone outside your family who was very sick
- 32% Helped someone outside your family find a job
- 56% Donated or prepared food for someone outside your family or congregation
- 86% Will vote or did vote in the 2008 presidential election
- 82% Donated money to a charitable organization (other than this congregation)
- 20% Worked with others to try to solve a community problem
- 17% Contacted an elected official about a public issue
- 10% Contributed money to a political party or candidate
- 8% Spoke at a decision-making meeting of this congregation
- 10% Went on a mission or service trip

**18. How satisfied are you with what is offered here for children and youth (less than 19 years of age)?**

- 56% Very satisfied
- 27% Satisfied
- 4% Mixed feelings
- 1% Dissatisfied
- <1% Very dissatisfied
- 10% Not sure or not applicable

**19. Do you have any close friends in this congregation?**

- 16% No, I have little contact with others from this congregation outside of activities here
- 20% No, I have some friends in this congregation, but my closest friends are not involved here
- 50% Yes, I have some close friends here as well as other close friends who are not part of this congregation
- 14% Yes, most of my closest friends are part of this congregation

**20. Does this congregation have a clear vision, goals, or direction for its ministry and mission?**

- 5% I am not aware of such a vision, goals, or direction
- 4% There are ideas but no clear vision, goals, or direction
- 41% Yes, and I am strongly committed to them
- 41% Yes, and I am partly committed to them
- 9% Yes, but I am not committed to them

**21. Which one statement best describes your involvement in the making of important decisions in this congregation?**


- 11% I have been given the opportunity and often participate in decision-making
- 20% I have been given the opportunity and occasionally get involved in decision-making
- 49% I have been given the opportunity but don't usually get involved in decision-making
- 17% I have not been given an opportunity to be involved and this is fine with me
- 3% I have not been given an opportunity to be involved and I am not happy about this

**22. Do you have a strong sense of belonging to this congregation?**

- 41% Yes, a strong sense of belonging that is growing
- 29% Yes, a strong sense--about the same as last year
- 10% Yes, but perhaps not as strong as in the past
- 7% No, but I am new here
- 4% No, and I wish I did by now
- 4% No, but I am happy as I am
- 3% Not applicable

**23. While you may value many different styles of music, which two of the following do you prefer in congregational worship? (Mark up to two.)**

- 41% Traditional hymns
- 40% Praise music or choruses
- 42% Contemporary hymns
- 38% Other contemporary music or songs (not hymns)
- 2% Sung responsorial psalms
- 5% Classical music or chorales
- 1% Contemplative chants (Taizé, Iona)
- 4% Music or songs from a variety of cultures
- 6% Gospel music
- <1% No music or songs
- 3% Don't know



**US Congregational Life Survey**  
**LIGHT OF CHRIST LUTHERAN CHURCH**  
**ALGONQUIN, ILLINOIS**

386 total responses.  
ID Number: L2333

**24. Do you agree or disagree: "In general, there is a good match between our congregation and our minister, pastor, priest, or rabbi"?**

- 69% Strongly agree
- 23% Agree
- 6% Neutral or unsure
- 1% Disagree
- <1% Strongly disagree
- 0% There is currently no leader here

**25. Which of the following aspects of this congregation do you personally most value? (Mark up to three.)**

- 12% Wider community care or social justice emphasis
- 10% Reaching those who do not attend church
- 13% Traditional style of worship or music
- 39% Contemporary style of worship or music
- 50% Sharing in Holy Communion, Eucharist, or the Lord's Supper
- 12% Social activities or meeting new people
- 49% Sermons, preaching, or homilies
- 19% Bible study or prayer groups, other discussion groups
- 46% Ministry for children or youth
- 8% Prayer ministry for one another
- 13% Practical care for one another in times of need
- 3% The congregation's school or pre-school
- 5% Openness to social diversity
- 1% Adult church-school or Sabbath-school classes

**26. Before you started coming to this congregation, were you participating in another congregation?**

- 3% No, I've come here for most or all of my life
- 25% No, before coming here I had not been attending any congregation for several years
- 7% No, before coming here I had never regularly attended
- 65% Yes, immediately prior to coming here, I was participating in another congregation

**27. Before you started coming here, what type of congregation did you attend? (Mark only one.)**

- 0% Assembly of God
- 2% Baptist
- 21% Catholic
- 1% Episcopal
- 51% Lutheran
- 6% Methodist
- 0% Nazarene
- 6% Non-denominational
- 1% Pentecostal
- 1% Presbyterian
- 0% Seventh-day Adventist
- 3% United Church of Christ
- 4% Other
- 5% I did not attend another congregation before coming here

**About You**

**28. Age of worshippers:**


- 5% 15-24
- 41% 25-44
- 43% 45-64
- 11% 65 and above

**29. Gender of worshippers:**

- 59% Female
- 41% Male

**30. What is your employment status? (Mark all that apply.)**

- 60% Employed or self-employed full-time
- 15% Employed or self-employed part-time
- 2% Unemployed
- 10% Retired
- 10% Full-time homemaker
- 7% Student
- 3% Other



**31. What is the highest educational level you have completed? (reported for worshippers age 25 and older)**

- 0% No formal schooling
- <1% Primary school through 8th grade (K-8)
- 1% Some high school
- 23% Completed high school
- 4% Trade certificate
- 12% Associate degree
- 37% Bachelor's degree from a university or college
- 23% Master's, Doctorate, or other graduate degree

**32. What is your present marital status?**

- 7% Never married
- 66% In first marriage
- 13% Remarried after divorce
- 1% Remarried after death of spouse
- 2% Living in a committed relationship
- 1% Separated
- 6% Divorced
- 4% Widowed

**33. Do you have a spouse or partner who is also completing a survey here?**

- 64% Yes
- 36% No

**34. What is your race or origin? (Mark all that apply.)**

- 1% Asian or Pacific Islander
- 1% Black or African American
- 2% Hispanic, Latino, or Spanish origin
- <1% Indian (American) or Alaska Native
- 96% White or Caucasian
- 1% Some other race

**35. Where were you born?**

- 97% In the United States
- 1% In another English-speaking country
- 2% In a non-English-speaking country

**36. Where were your parents born?**

- 87% Both born in the United States
- 4% Only father born in the United States
- 4% Only mother born in the United States
- 5% Both father and mother born in another country

**37. Where did you live when you were 5 years old?**

- 97% In the United States
- 3% In another country

**38. When you were 5 years old, was English your primary language?**

- 97% Yes
- 3% No

**39. Which statement best describes the people who currently live in your household?**


- 5% I live alone
- 18% A couple without children
- 8% One adult with child/children
- 66% Two or more adults with child/children
- 4% Some adults living in the same household

**40. Most often reported ZIP codes of worshippers:**

- 44% 60102
- 20% 60156
- 11% 60014
- 7% 60142
- 4% 60110
- 4% 60118
- 2% 60021
- 2% 60013
- 1% 60012
- 1% 60098

**41. About how much do you give financially to this congregation?**

- 13% I give 10% or more of net income regularly
- 30% I give about 5% to 9% of net income regularly
- 32% I give less than 5% of net income regularly
- 18% I give a small amount whenever I am here
- 7% I do not contribute financially here



**42. Which of the following describes your total annual household income before taxes?**

- 3% Less than \$10,000
- 2% \$10,000 to \$24,999
- 10% \$25,000 to \$49,999
- 20% \$50,000 to \$74,999
- 18% \$75,000 to \$99,999
- 19% \$100,000 to \$124,999
- 16% \$125,000 to \$149,999
- 12% \$150,000 or more

**43. Respondents with at least one household member: (adjusted for multiple responses per household)**

- 18% Less than 6 years old
- 44% 6 to 12 years old
- 35% 13 to 18 years old
- 13% 19 to 24 years old
- 97% 25 years old or older

**44. Respondents with at least one household member participating here: (adjusted for multiple responses per household)**

- 18% Less than 6 years old
- 44% 6 to 12 years old
- 34% 13 to 18 years old
- 7% 19 to 24 years old
- 98% 25 years old or older

**45. How many children of any age do you have, whether they live at home or elsewhere? (adjusted for multiple responses per household)**

- 12% None
- 10% One
- 43% Two
- 23% Three
- 12% Four or more

**46. How many of your children of any age live at home with you? (adjusted for multiple responses per household)**

- 30% None
- 21% One
- 30% Two
- 12% Three
- 5% Four or more

**Some Final Questions**

**47. How long does it usually take you to get here?**

- 34% 1-5 minutes
- 34% 6-10 minutes
- 20% 11-15 minutes
- 8% 16-20 minutes
- 3% 21-30 minutes
- 2% More than 30 minutes

**48. Compared to 2 years ago, do you think you participate in activities of the congregation more, less, or about the same amount as you did then?**

- 33% Participate more
- 44% About the same participation
- 13% Participate less
- 10% Not applicable (been coming less than 2 years)

**49. Have this congregation's leaders encouraged you to find and use your gifts and skills here?**


- 34% Yes, to a great extent
- 37% Yes, to some extent
- 17% Yes, to a small extent
- 5% Not at all
- 7% Don't know

**50. How often do you experience the following during worship services at this congregation? (Always or Usually)**

- 80% A sense of God's presence
- 83% Inspiration
- 2% Boredom
- 21% Awe or mystery
- 80% Joy
- 3% Frustration
- 22% Spontaneity
- 57% A sense of fulfilling my obligation

**51. Do you agree or disagree: "Only followers of Jesus Christ can be saved"?**

- 25% Strongly agree
- 26% Agree
- 23% Neutral or unsure
- 21% Disagree
- 6% Strongly disagree



**52. Do you agree or disagree: "I have a sense of excitement about our congregation's future"?**

- 38% Strongly agree
- 48% Agree
- 13% Neutral or unsure
- 1% Disagree
- <1% Strongly disagree

**53. Over the last two years, has there been any conflict in this congregation? (Mark only one.)**

- 32% No conflict that I am aware of
- 41% Some minor conflict
- 3% Major conflict
- 5% Major conflict, with leaders or people leaving
- 19% Don't know

**54. Of the following, which one best describes your opinion of the future directions of this congregation?**

- 1% We need to get back to the way we did things in the past
- 6% We are faithfully maintaining past directions
- 17% We are currently deciding on new directions
- 59% We are currently moving in new directions
- 4% We need to rethink where we are heading
- 0% Our future is very unclear or doubtful
- 13% Don't know

**55. Do you agree or disagree: "This congregation is always ready to try something new"?**

- 15% Strongly agree
- 56% Agree
- 28% Neutral or unsure
- 2% Disagree
- 0% Strongly disagree

**56. To what extent does the minister, pastor, or priest here take into account the ideas of those who worship here?**

- 47% A great extent
- 33% Some extent
- 4% A small extent
- 1% Not at all
- 16% Don't know
- 0% There is currently no leader here

**57. Which of the following is the best description of the style of leadership of your pastor, minister, or priest?**

- 12% Leadership that tends to take charge
- 65% Leadership that inspires people to take action
- 15% Leadership that acts on goals that people here have been involved in setting
- 2% Leadership where the people start most things
- <1% There is currently no leader here
- 5% Don't know

**58. Do you agree or disagree: "God is directly involved in worldly affairs"?**

- 35% Strongly agree
- 36% Agree
- 22% Neutral or unsure
- 6% Disagree
- 1% Strongly disagree
- <1% I don't believe in God

**59. Do you agree or disagree: "God is angered by human sin"?**

- 24% Strongly agree
- 33% Agree
- 24% Neutral or unsure
- 16% Disagree
- 3% Strongly disagree
- <1% I don't believe in God

**60. Which of the following terms best describes your current stand on theological issues?**

- 5% Very conservative
- 36% Conservative
- 45% Right in the middle
- 13% Liberal
- 2% Very liberal